



Iowa Core Summary Report 2015-2016

Sergeant Bluff-Luton Comm Schools
(5877)



Iowa Testing Programs

Created on 10/17/2016

Overview

This report summarizes your district's performance on the *Iowa Assessments* for the 2015-2016 school year.

- The **2015-2016 Snapshot** summarizes the performance of your students across grades and compares your students with those in your AEA and the state.
- **Proficiency** results show the performance of grade groups and compares your students to the AEA and state.
- **Growth** results show change for grade cohorts in your district.
- **Iowa Core** results show how your students perform on major domains of the Iowa Core in Reading and Mathematics.

Figure 1
Reading Snapshot: Average NSS by Grade
Sergeant Bluff-Luton Comm Schools: 2015-2016

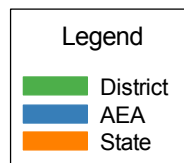
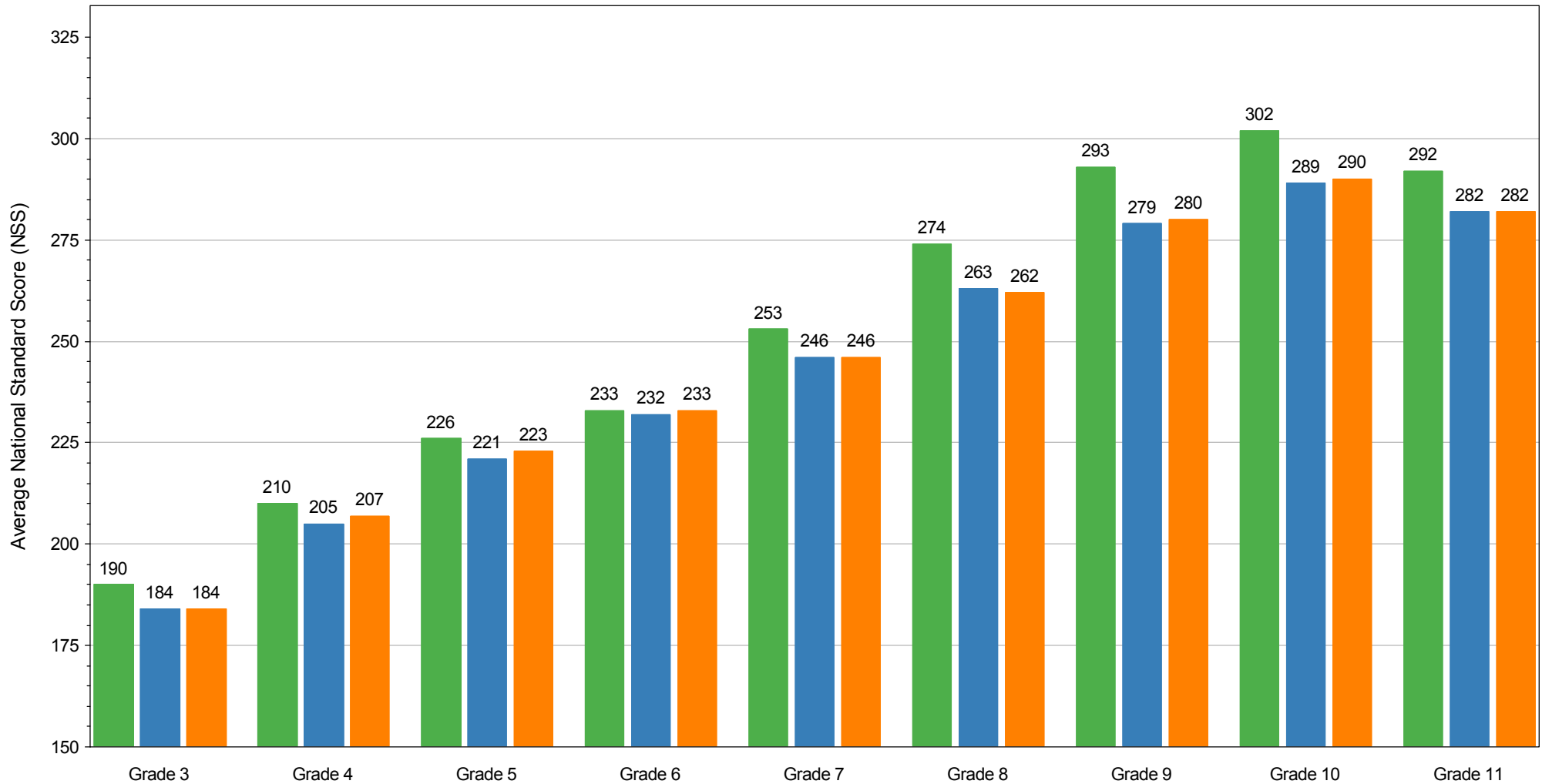


Figure 2
Reading: Percent Proficient by Grade
Sergeant Bluff-Luton Comm Schools: 2015-2016

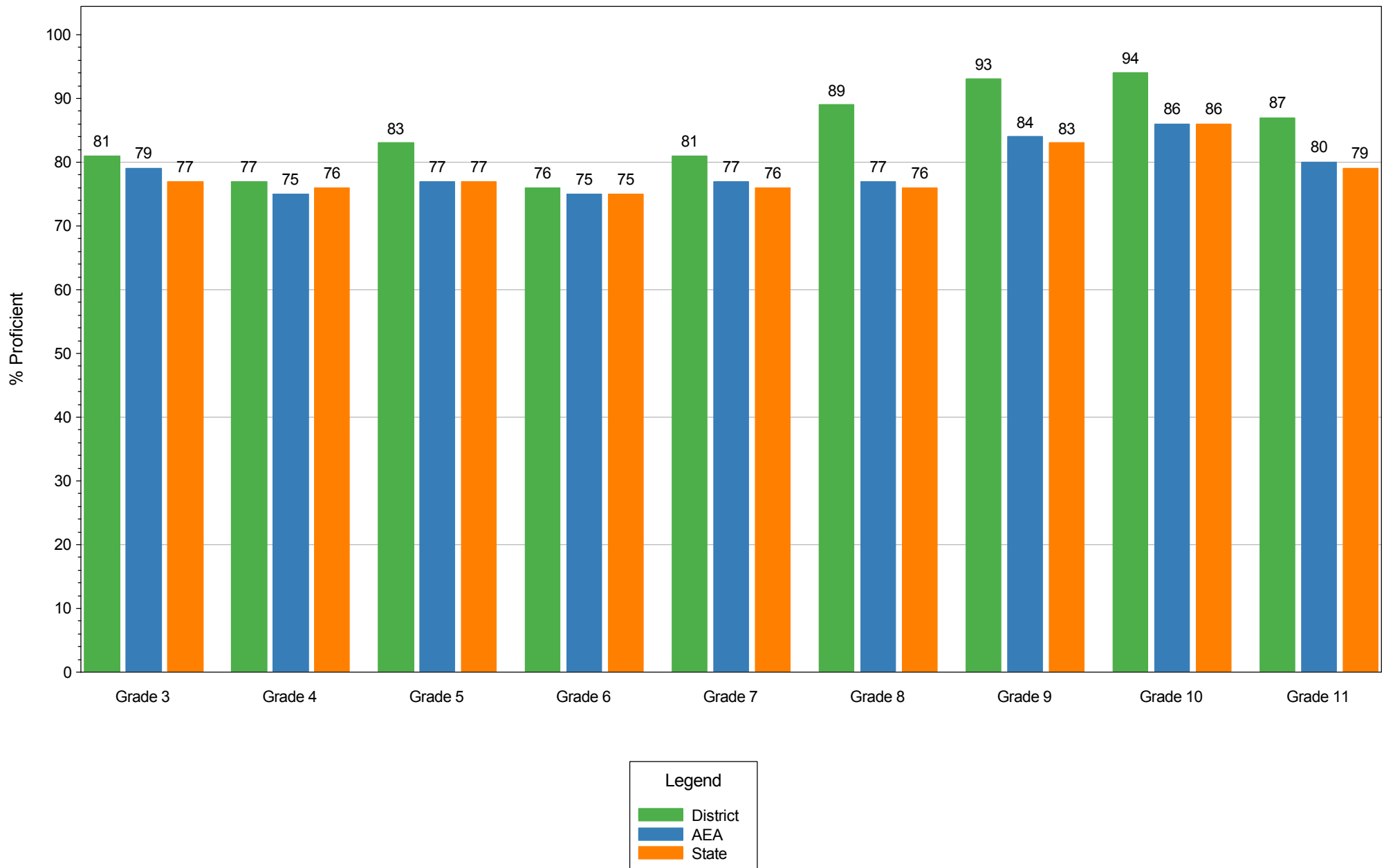


Figure 3
Mathematics Snapshot: Average NSS by Grade
Sergeant Bluff-Luton Comm Schools: 2015-2016

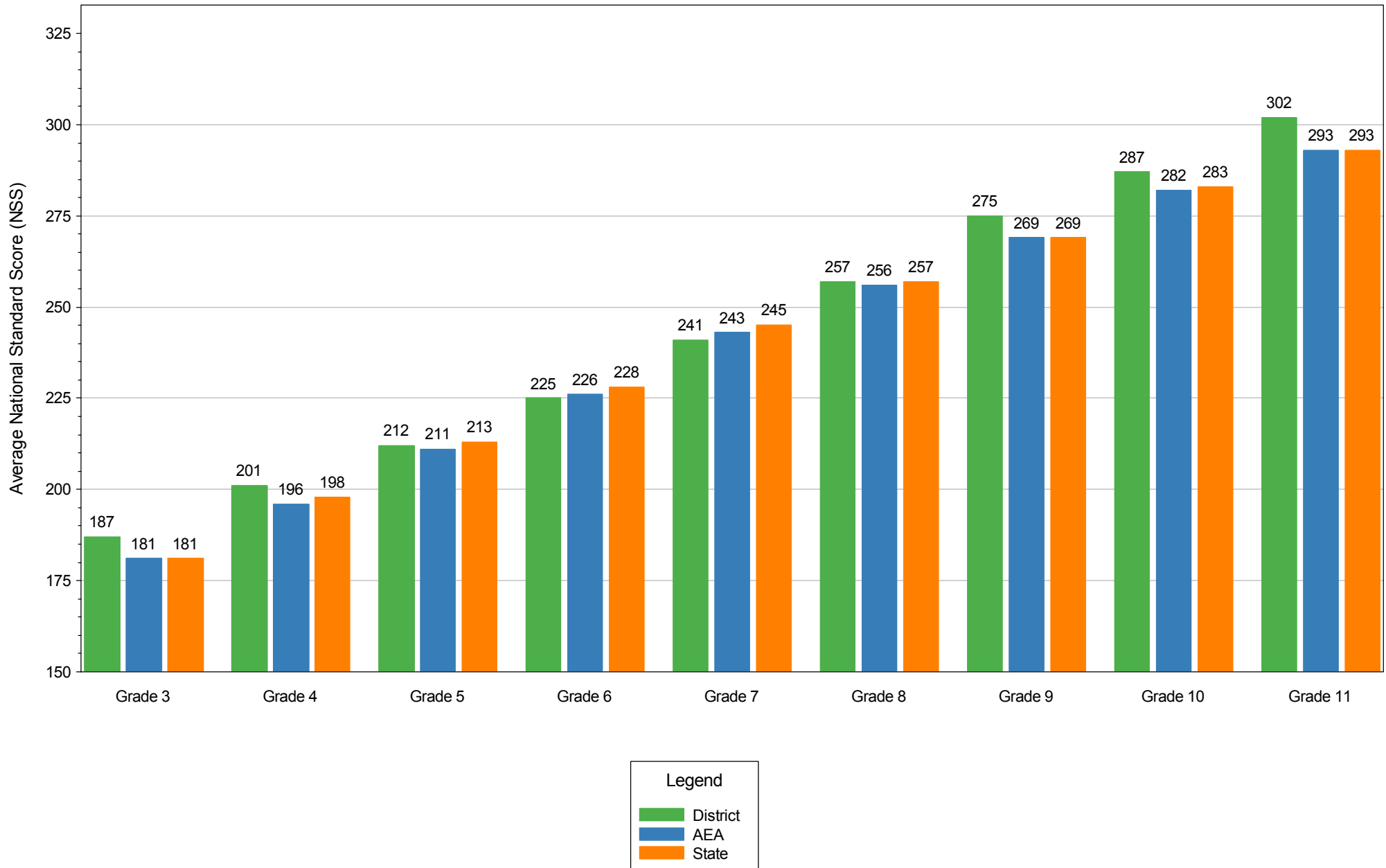


Figure 4
Mathematics: Percent Proficient by Grade
Sergeant Bluff-Luton Comm Schools: 2015-2016

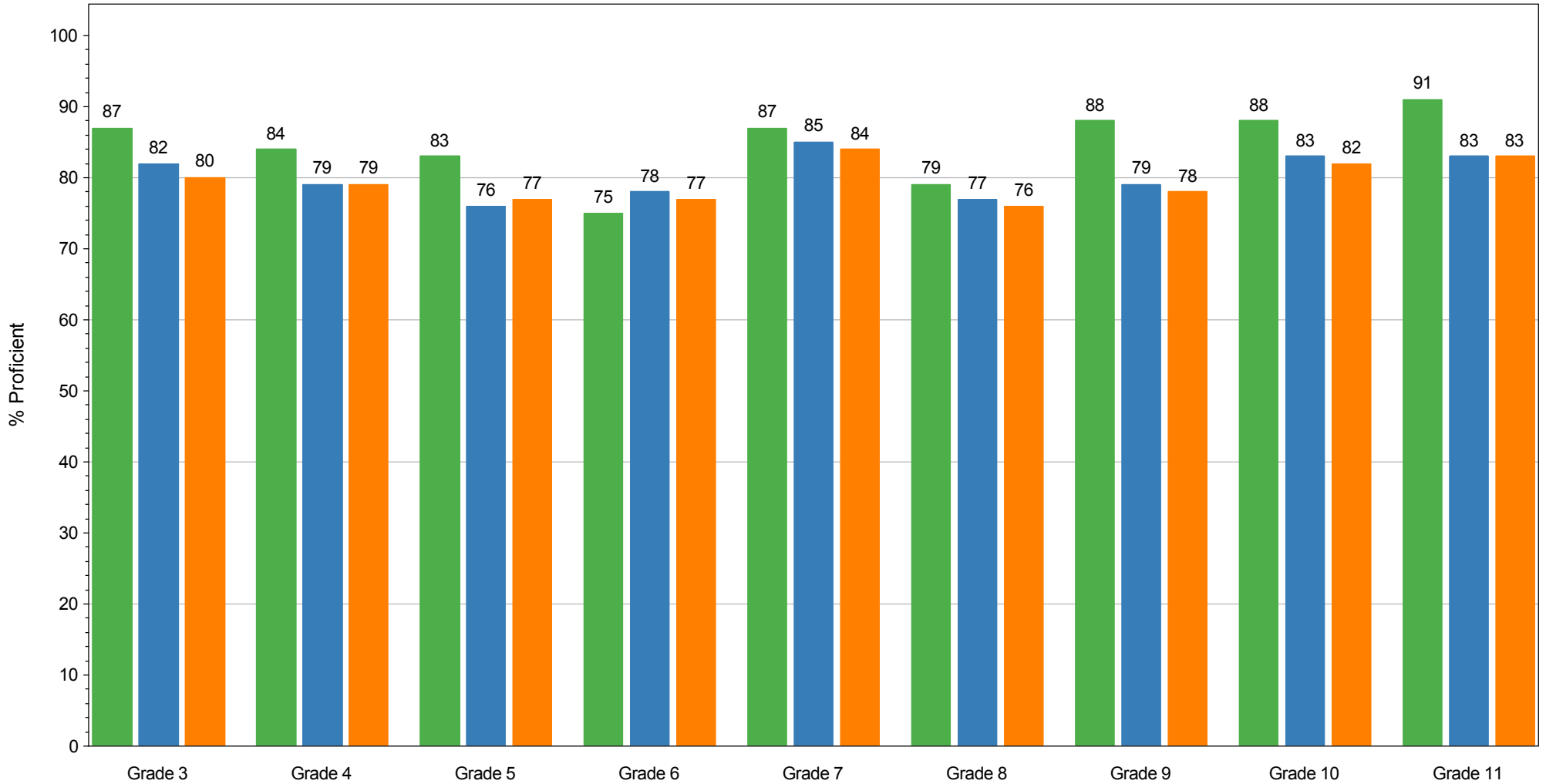
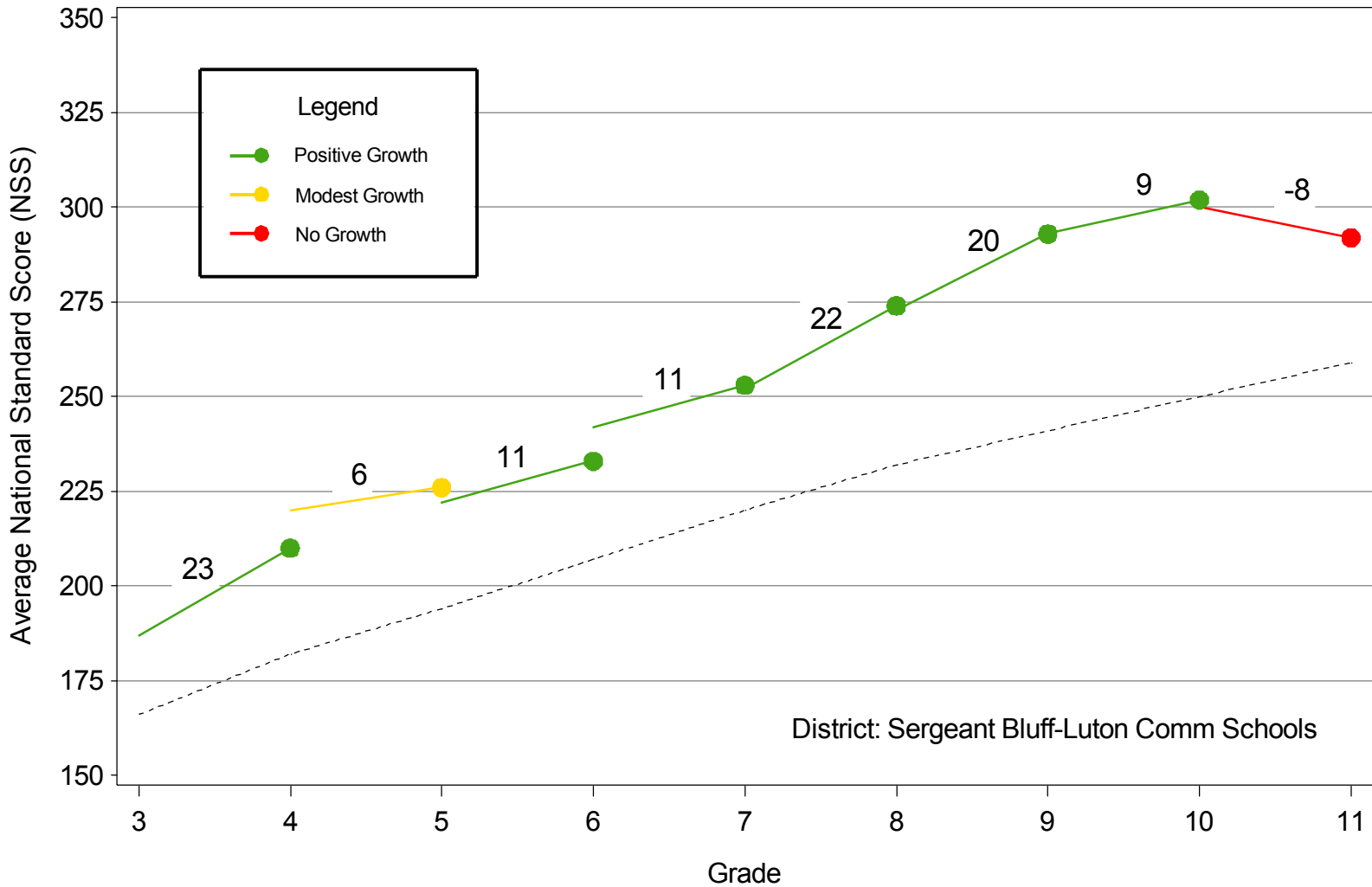
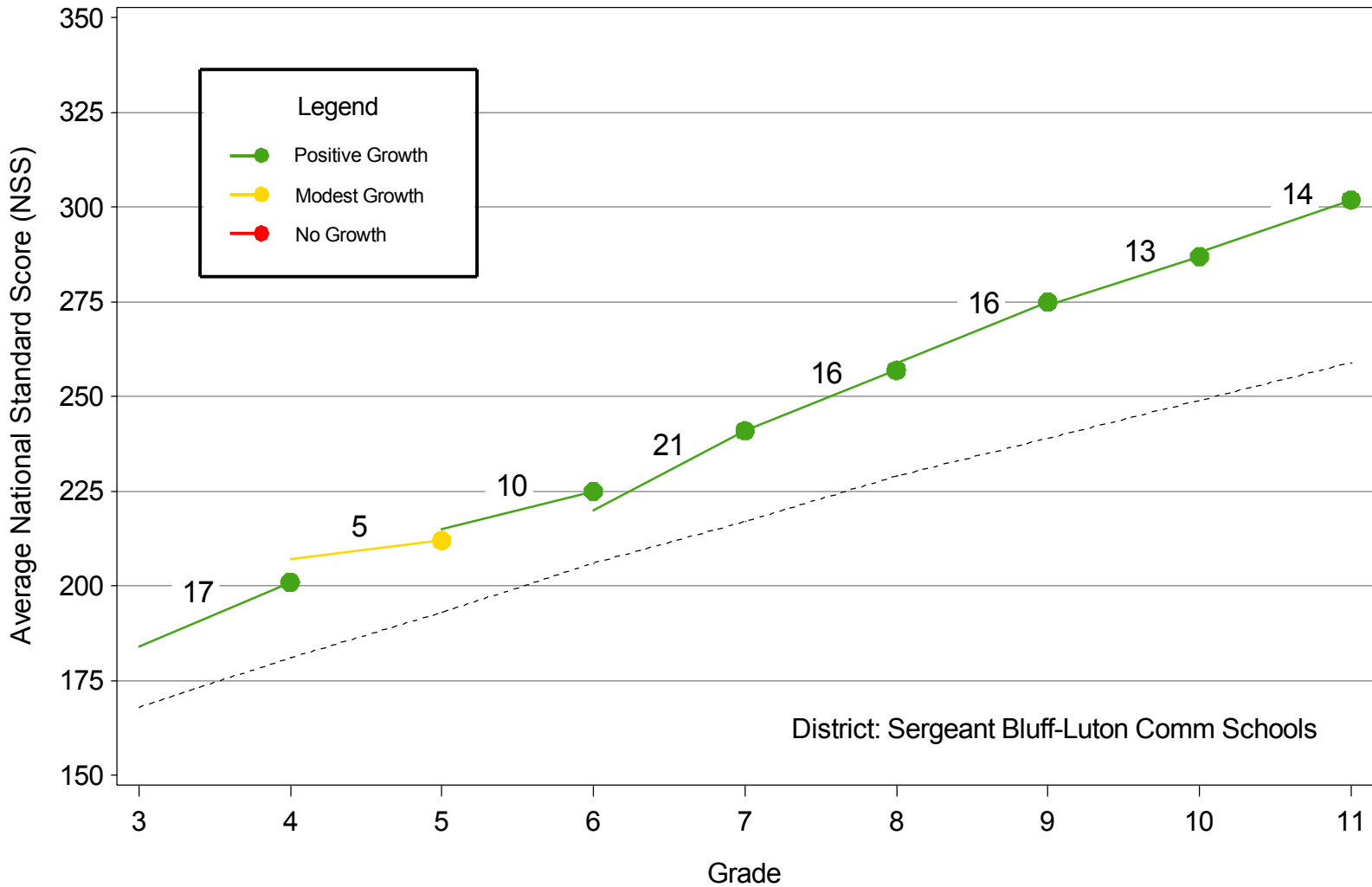


Figure 5
Growth in Reading
For the 1415 to 1516 School Years



The above graph depicts the growth of students in your district. Each line segment represents a different cohort. The dots indicate this year's average NSS for each grade. The line attached and the number above it show the amount of growth a particular cohort made over the past year. The dashed line indicates the level of achievement required for proficiency.

Figure 6
Growth in Mathematics
For the 1415 to 1516 School Years



The above graph depicts the growth of students in your district. Each line segment represents a different cohort. The dots indicate this year's average NSS for each grade. The line attached and the number above it show the amount of growth a particular cohort made over the past year. The dashed line indicates the level of achievement required for proficiency.

Table 1
Domain Performance in Reading on the Iowa Core: Grades 3-8
Sergeant Bluff-Luton Comm Schools: 2015-2016

Iowa Core: Reading									
Grade 3 (n=142)					Grade 4 (n=113)				
<i>Domain</i>	<i># of Points</i>	<i>Percent Correct</i>			<i>Domain</i>	<i># of Points</i>	<i>Percent Correct</i>		
		<i>District</i>	<i>AEA</i>	<i>Iowa</i>			<i>District</i>	<i>AEA</i>	<i>Iowa</i>
Key Ideas & Details	28	71%	70%	69%	Key Ideas & Details	26	70%	69%	69%
Craft & Structure	11	62%	61%	61%	Craft & Structure	12	67%	66%	67%
Integration of Knowledge & Ideas	02	75%	73%	72%	Integration of Knowledge & Ideas	04	65%	64%	64%
Total	41				Total	42			

Grade 5 (n=126)					Grade 6 (n=125)				
<i>Domain</i>	<i># of Points</i>	<i>Percent Correct</i>			<i>Domain</i>	<i># of Points</i>	<i>Percent Correct</i>		
		<i>District</i>	<i>AEA</i>	<i>Iowa</i>			<i>District</i>	<i>AEA</i>	<i>Iowa</i>
Key Ideas & Details	24	70%	68%	68%	Key Ideas & Details	25	68%	69%	69%
Craft & Structure	15	72%	69%	69%	Craft & Structure	16	71%	70%	70%
Integration of Knowledge & Ideas	04	66%	66%	66%	Integration of Knowledge & Ideas	03	57%	57%	57%
Total	43				Total	44			

Grade 7 (n=129)					Grade 8 (n=131)				
<i>Domain</i>	<i># of Points</i>	<i>Percent Correct</i>			<i>Domain</i>	<i># of Points</i>	<i>Percent Correct</i>		
		<i>District</i>	<i>AEA</i>	<i>Iowa</i>			<i>District</i>	<i>AEA</i>	<i>Iowa</i>
Key Ideas & Details	27	70%	68%	67%	Key Ideas & Details	27	76%	70%	70%
Craft & Structure	14	71%	68%	67%	Craft & Structure	15	73%	68%	68%
Integration of Knowledge & Ideas	04	57%	58%	59%	Integration of Knowledge & Ideas	04	73%	71%	72%
Total	45				Total	46			

Table 2
Domain Performance in Reading on the Iowa Core: Grades 9-11
Sergeant Bluff-Luton Comm Schools: 2015-2016

Iowa Core: Reading									
Grade 9 (n=123)					Grade 10 (n=119)				
<i>Domain</i>	# of <i>Points</i>	<i>Percent Correct</i>			<i>Domain</i>	# of <i>Points</i>	<i>Percent Correct</i>		
		<i>District</i>	<i>AEA</i>	<i>Iowa</i>			<i>District</i>	<i>AEA</i>	<i>Iowa</i>
Key Ideas & Details	21	72%	66%	67%	Key Ideas & Details	23	69%	63%	64%
Craft & Structure	16	72%	66%	66%	Craft & Structure	13	76%	70%	71%
Integration of Knowledge & Ideas	03	71%	65%	65%	Integration of Knowledge & Ideas	04	76%	71%	71%
Total	40				Total	40			

Grade 11 (n=121)				
<i>Domain</i>	# of <i>Points</i>	<i>Percent Correct</i>		
		<i>District</i>	<i>AEA</i>	<i>Iowa</i>
Key Ideas & Details	24	66%	62%	62%
Craft & Structure	12	73%	68%	68%
Integration of Knowledge & Ideas	04	63%	58%	58%
Total	40			

Table 3
Domain Performance in Mathematics on the Iowa Core: Grades 3-8
Sergeant Bluff-Luton Comm Schools: 2015-2016

Iowa Core: Mathematics									
Grade 3 (n=142)					Grade 4 (n=113)				
<i>Domain</i>	<i># of Points</i>	<i>Percent Correct</i>			<i>Domain</i>	<i># of Points</i>	<i>Percent Correct</i>		
		<i>District</i>	<i>AEA</i>	<i>Iowa</i>			<i>District</i>	<i>AEA</i>	<i>Iowa</i>
Operations & Algebraic Thinking	14	71%	69%	68%	Operations & Algebraic Thinking	17	69%	69%	69%
Number & Operations in Base 10	06	67%	63%	63%	Number & Operations in Base 10	08	67%	64%	66%
Number & Operations - Fractions	02	74%	74%	73%	Number & Operations - Fractions	02	53%	61%	64%
Measurement & Data	22	71%	69%	68%	Measurement & Data	22	72%	69%	69%
Geometry	06	62%	60%	60%	Geometry	06	55%	54%	55%
Total	50				Total	55			
Grade 5 (n=126)					Grade 6 (n=125)				
<i>Domain</i>	<i># of Points</i>	<i>Percent Correct</i>			<i>Domain</i>	<i># of Points</i>	<i>Percent Correct</i>		
		<i>District</i>	<i>AEA</i>	<i>Iowa</i>			<i>District</i>	<i>AEA</i>	<i>Iowa</i>
Operations & Algebraic Thinking	15	68%	66%	67%	Ratios & Proportional Relationships	05	48%	50%	51%
Number & Operations in Base 10	11	62%	60%	62%	The Number System	19	58%	62%	63%
Number & Operations - Fractions	02	54%	54%	56%	Expressions & Equations	09	62%	66%	66%
Measurement & Data	23	68%	68%	69%	Geometry	14	56%	58%	59%
Geometry	09	48%	55%	57%	Statistics & Probability	09	62%	63%	62%
Total	60				Mathematical Practices, Measurement	09	71%	71%	70%
					Total	65			
Grade 7 (n=129)					Grade 8 (n=131)				
<i>Domain</i>	<i># of Points</i>	<i>Percent Correct</i>			<i>Domain</i>	<i># of Points</i>	<i>Percent Correct</i>		
		<i>District</i>	<i>AEA</i>	<i>Iowa</i>			<i>District</i>	<i>AEA</i>	<i>Iowa</i>
Ratios & Proportional Relationships	09	61%	62%	64%	The Number System	16	65%	63%	61%
The Number System	17	61%	63%	64%	Expressions & Equations	20	65%	64%	63%
Expressions & Equations	10	64%	65%	64%	Functions	02	64%	53%	50%
Geometry	15	51%	53%	54%	Geometry	17	45%	51%	52%
Statistics & Probability	10	45%	49%	51%	Statistics & Probability	12	60%	63%	63%
Mathematical Practices, Measurement	09	67%	70%	71%	Mathematical Practices, Measurement	08	55%	54%	55%
Total	70				Total	75			

Table 4
Domain Performance in Mathematics on the Iowa Core: Grades 9-11
Sergeant Bluff-Luton Comm Schools: 2015-2016

Iowa Core: Mathematics									
Grade 9 (n=123)					Grade 10 (n=120)				
<i>Domain</i>	<i># of Points</i>	<i>Percent Correct</i>			<i>Domain</i>	<i># of Points</i>	<i>Percent Correct</i>		
		<i>District</i>	<i>AEA</i>	<i>Iowa</i>			<i>District</i>	<i>AEA</i>	<i>Iowa</i>
Number & Quantity	17	52%	49%	50%	Number & Quantity	14	54%	52%	52%
Algebra	07	46%	49%	49%	Algebra	09	55%	54%	54%
Functions	02	64%	57%	57%	Functions	02	54%	53%	52%
Geometry	08	52%	50%	50%	Geometry	08	48%	50%	52%
Statistics & Probability	06	51%	53%	54%	Statistics & Probability	07	58%	55%	56%
Total	40				Total	40			

Grade 11 (n=121)				
<i>Domain</i>	<i># of Points</i>	<i>Percent Correct</i>		
		<i>District</i>	<i>AEA</i>	<i>Iowa</i>
Number & Quantity	12	52%	51%	52%
Algebra	10	58%	55%	55%
Functions	02	57%	46%	42%
Geometry	08	46%	46%	48%
Statistics & Probability	08	63%	60%	60%
Total	40			