



Iowa Core Summary Report 2014-2015

Sergeant Bluff-Luton Comm Schools
(5877)



Iowa Testing Programs

Created on 10/14/2016

Overview

This report summarizes your district's performance on the *Iowa Assessments* for the 2014-2015 school year.

- The **2014-2015 Snapshot** summarizes the performance of your students across grades and compares your students with those in your AEA and the state.
- **Proficiency** results show the performance of grade groups and compares your students to the AEA and state.
- **Growth** results show change for grade cohorts in your district.
- **Iowa Core** results show how your students perform on major domains of the Iowa Core in Reading and Mathematics.

Figure 1
Reading Snapshot: Average NSS by Grade
Sergeant Bluff-Luton Comm Schools: 2014-2015

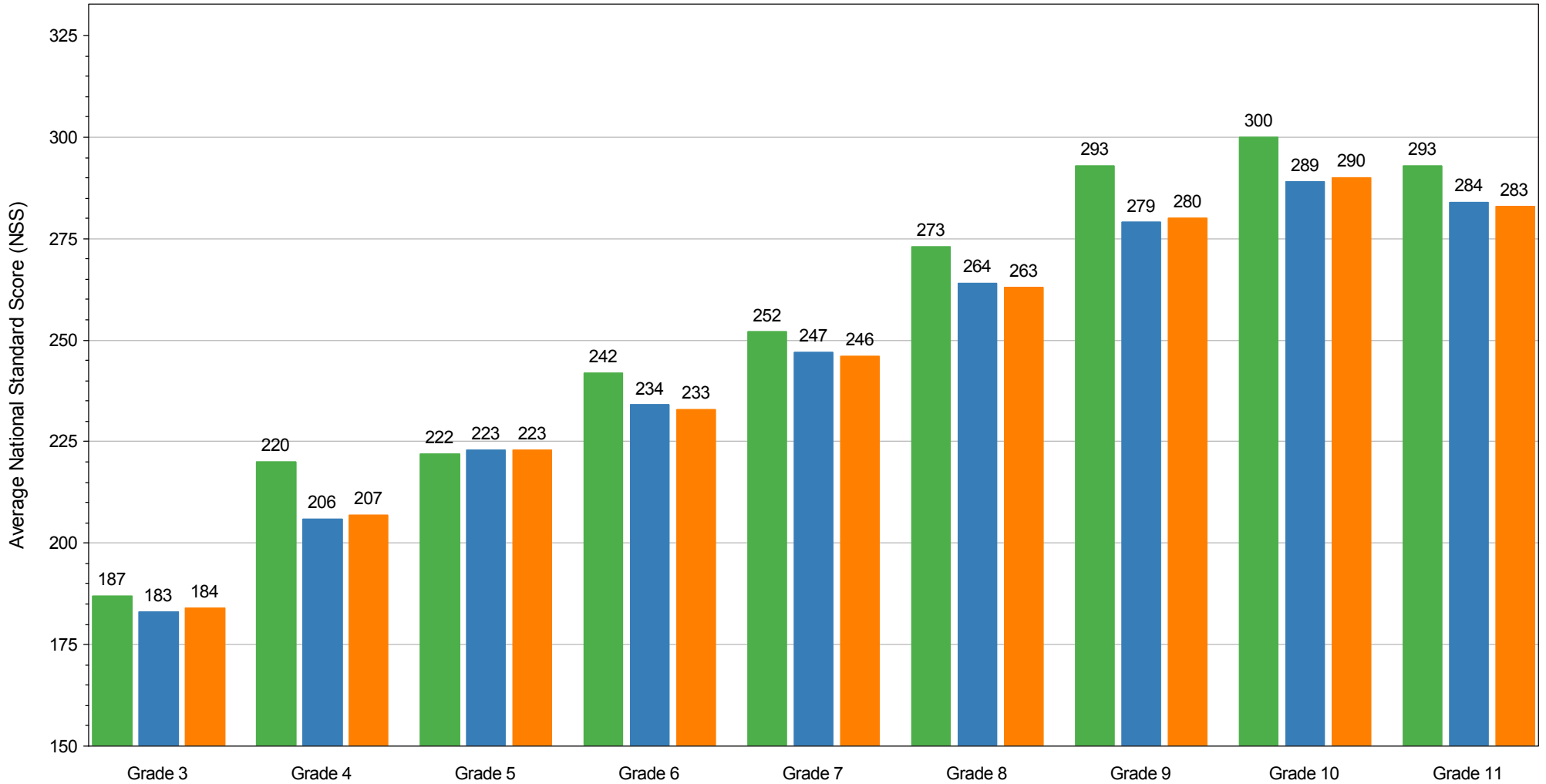


Figure 2
Reading: Percent Proficient by Grade
Sergeant Bluff-Luton Comm Schools: 2014-2015

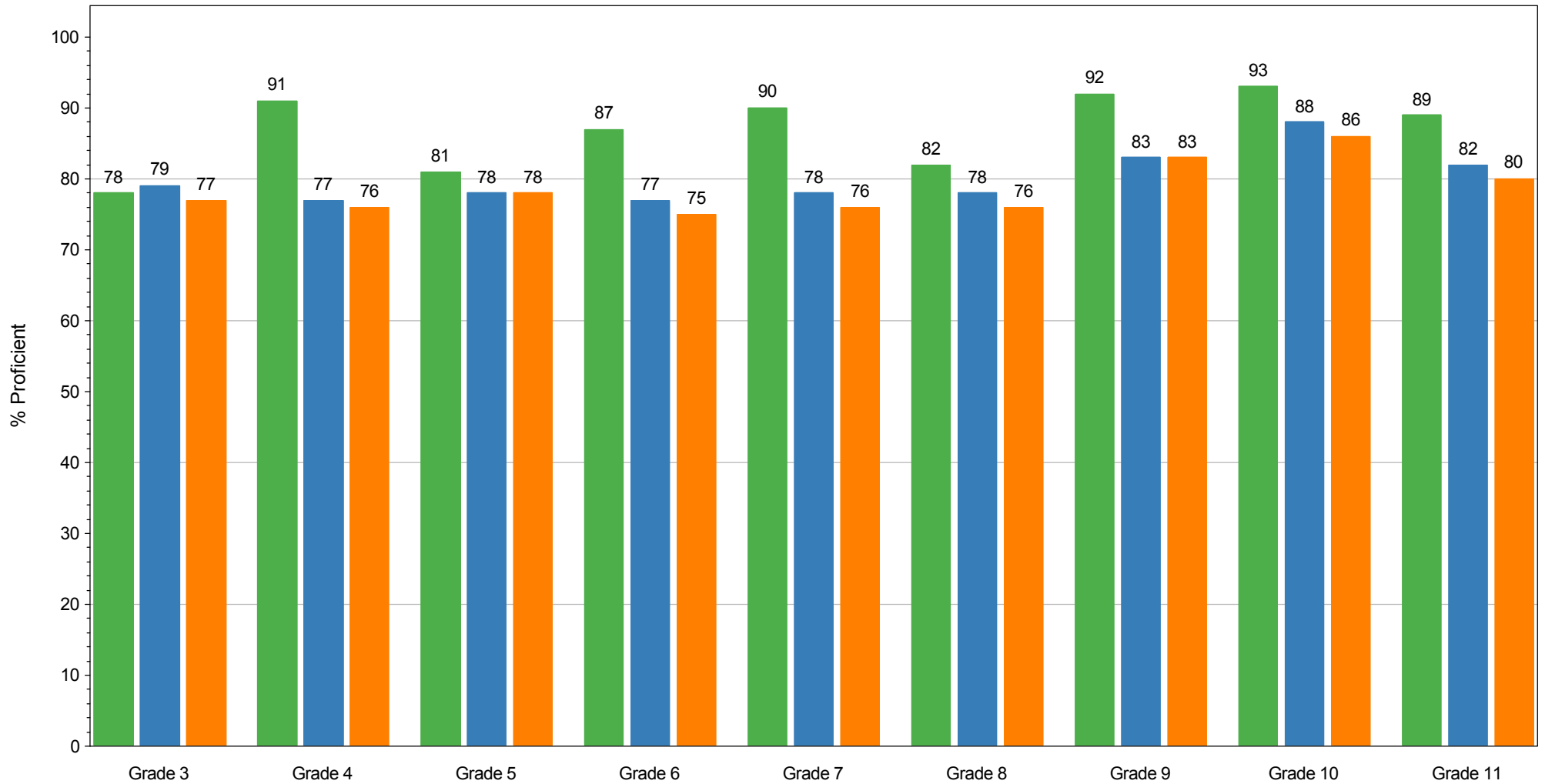


Figure 3
Mathematics Snapshot: Average NSS by Grade
Sergeant Bluff-Luton Comm Schools: 2014-2015

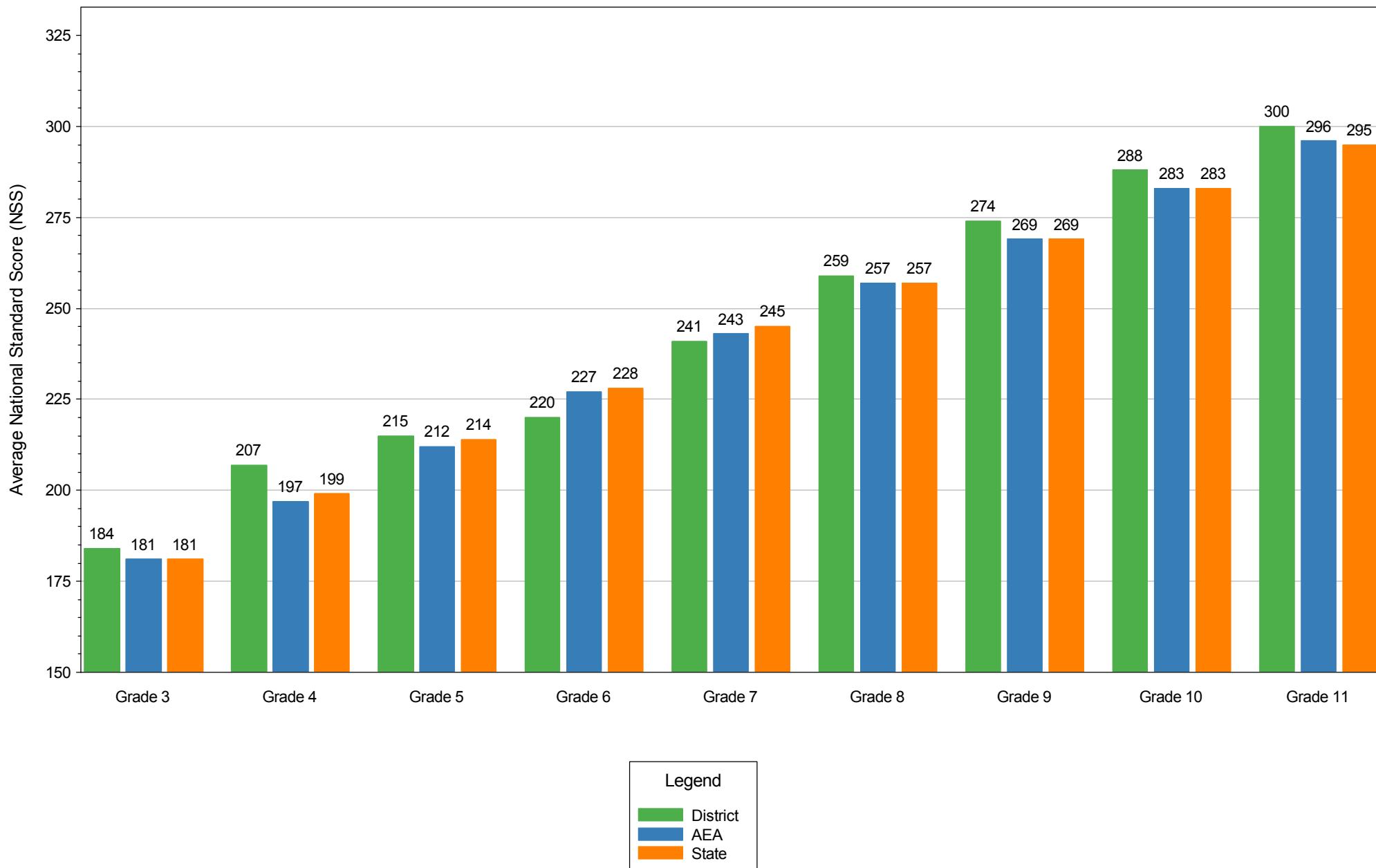


Figure 4
Mathematics: Percent Proficient by Grade
Sergeant Bluff-Luton Comm Schools: 2014-2015

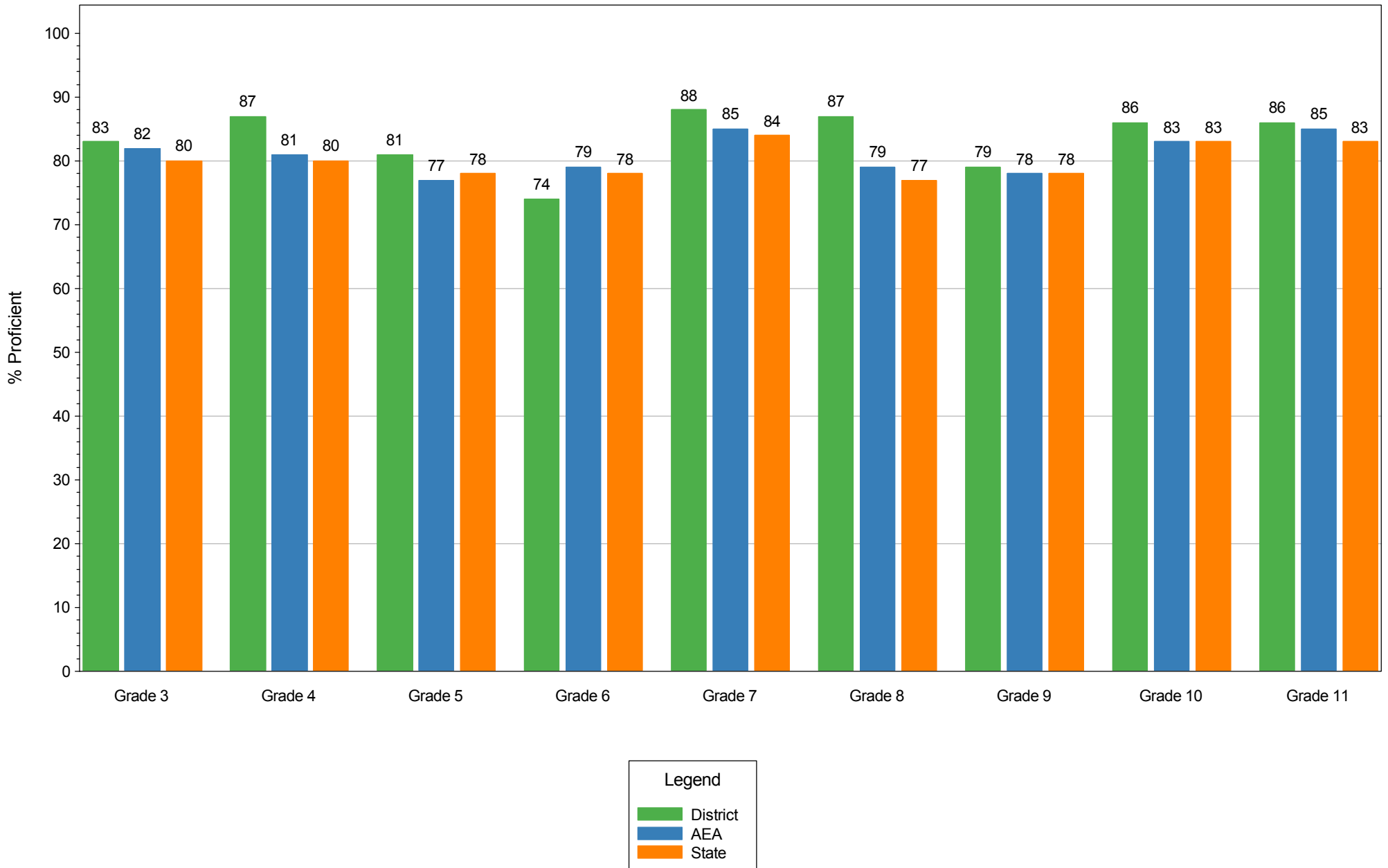
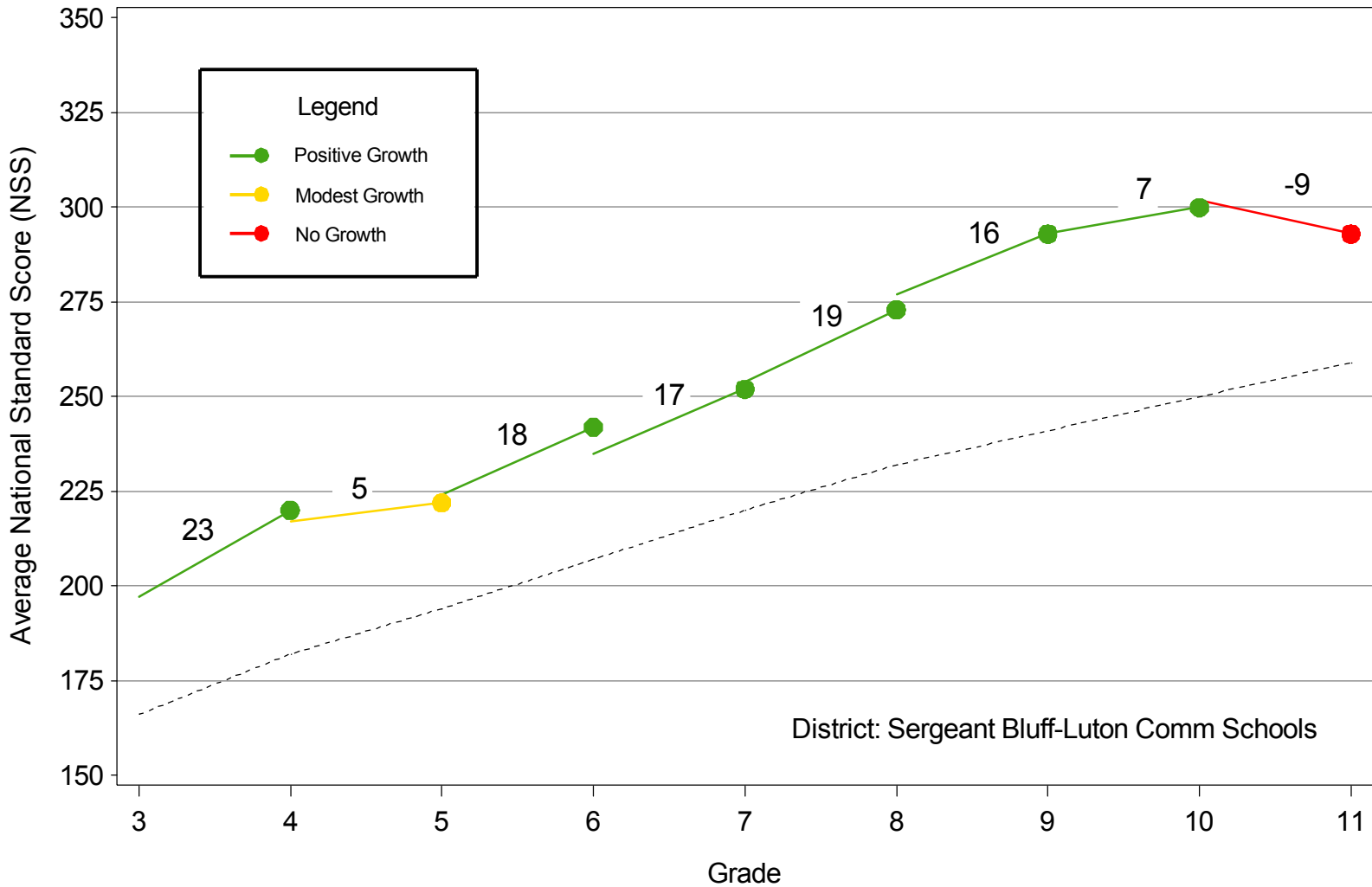
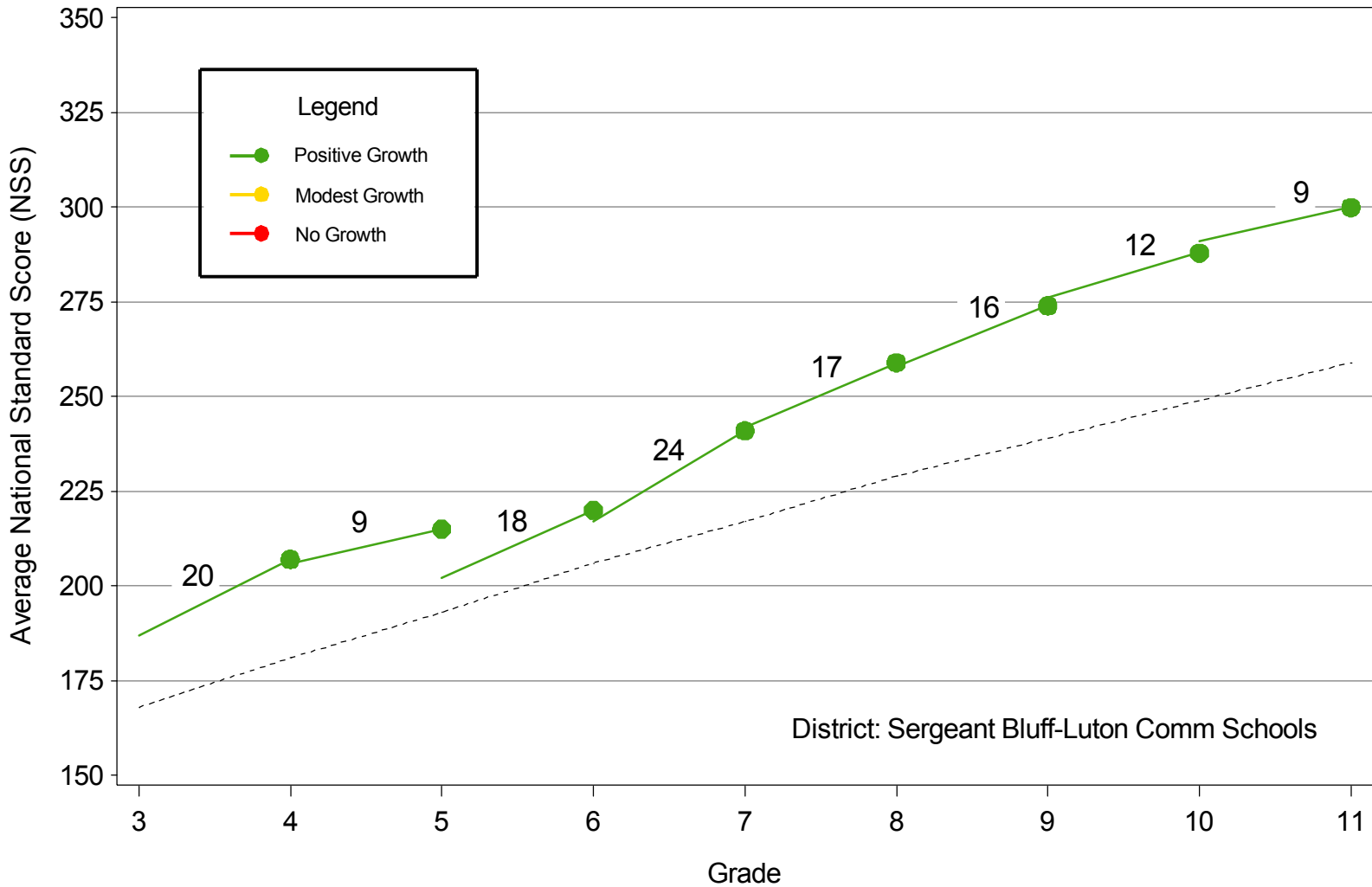


Figure 5
Growth in Reading
For the 1314 to 1415 School Years



The above graph depicts the growth of students in your district. Each line segment represents a different cohort. The dots indicate this year's average NSS for each grade. The line attached and the number above it show the amount of growth a particular cohort made over the past year. The dashed line indicates the level of achievement required for proficiency.

Figure 6
Growth in Mathematics
For the 1314 to 1415 School Years



The above graph depicts the growth of students in your district. Each line segment represents a different cohort. The dots indicate this year's average NSS for each grade. The line attached and the number above it show the amount of growth a particular cohort made over the past year. The dashed line indicates the level of achievement required for proficiency.

Table 1
Domain Performance in Reading on the Iowa Core: Grades 3-8
Sergeant Bluff-Luton Comm Schools: 2014-2015

Iowa Core: Reading									
Grade 3 (n=108)					Grade 4 (n=126)				
<i>Domain</i>	<i># of Points</i>	<i>Percent Correct</i>			<i>Domain</i>	<i># of Points</i>	<i>Percent Correct</i>		
		<i>District</i>	<i>AEA</i>	<i>Iowa</i>			<i>District</i>	<i>AEA</i>	<i>Iowa</i>
Key Ideas & Details	28	70%	70%	69%	Key Ideas & Details	26	75%	69%	69%
Craft & Structure	11	62%	61%	61%	Craft & Structure	12	76%	66%	67%
Integration of Knowledge & Ideas	02	73%	73%	72%	Integration of Knowledge & Ideas	04	69%	65%	64%
Total	41				Total	42			

Grade 5 (n=129)					Grade 6 (n=126)				
<i>Domain</i>	<i># of Points</i>	<i>Percent Correct</i>			<i>Domain</i>	<i># of Points</i>	<i>Percent Correct</i>		
		<i>District</i>	<i>AEA</i>	<i>Iowa</i>			<i>District</i>	<i>AEA</i>	<i>Iowa</i>
Key Ideas & Details	24	69%	69%	69%	Key Ideas & Details	25	73%	70%	69%
Craft & Structure	15	69%	69%	70%	Craft & Structure	16	75%	70%	70%
Integration of Knowledge & Ideas	04	64%	66%	66%	Integration of Knowledge & Ideas	03	62%	57%	58%
Total	43				Total	44			

Grade 7 (n=131)					Grade 8 (n=119)				
<i>Domain</i>	<i># of Points</i>	<i>Percent Correct</i>			<i>Domain</i>	<i># of Points</i>	<i>Percent Correct</i>		
		<i>District</i>	<i>AEA</i>	<i>Iowa</i>			<i>District</i>	<i>AEA</i>	<i>Iowa</i>
Key Ideas & Details	27	70%	68%	67%	Key Ideas & Details	27	73%	70%	70%
Craft & Structure	14	72%	68%	67%	Craft & Structure	15	73%	68%	67%
Integration of Knowledge & Ideas	04	60%	60%	60%	Integration of Knowledge & Ideas	04	74%	73%	72%
Total	45				Total	46			

Table 2
Domain Performance in Reading on the Iowa Core: Grades 9-11
Sergeant Bluff-Luton Comm Schools: 2014-2015

Iowa Core: Reading									
Grade 9 (n=116)					Grade 10 (n=115)				
<i>Domain</i>	# of <i>Points</i>	<i>Percent Correct</i>			<i>Domain</i>	# of <i>Points</i>	<i>Percent Correct</i>		
		<i>District</i>	<i>AEA</i>	<i>Iowa</i>			<i>District</i>	<i>AEA</i>	<i>Iowa</i>
Key Ideas & Details	21	71%	66%	67%	Key Ideas & Details	23	66%	63%	63%
Craft & Structure	16	72%	66%	66%	Craft & Structure	13	77%	70%	70%
Integration of Knowledge & Ideas	03	76%	64%	65%	Integration of Knowledge & Ideas	04	82%	71%	71%
Total	40				Total	40			

Grade 11 (n=113)				
<i>Domain</i>	# of <i>Points</i>	<i>Percent Correct</i>		
		<i>District</i>	<i>AEA</i>	<i>Iowa</i>
Key Ideas & Details	24	67%	64%	63%
Craft & Structure	12	73%	68%	68%
Integration of Knowledge & Ideas	04	61%	57%	58%
Total	40			

Table 3
Domain Performance in Mathematics on the Iowa Core: Grades 3-8
Sergeant Bluff-Luton Comm Schools: 2014-2015

<i>Iowa Core: Mathematics</i>									
<i>Grade 3 (n=108)</i>					<i>Grade 4 (n=126)</i>				
<i>Domain</i>	<i># of Points</i>	<i>Percent Correct</i>			<i>Domain</i>	<i># of Points</i>	<i>Percent Correct</i>		
		<i>District</i>	<i>AEA</i>	<i>Iowa</i>			<i>District</i>	<i>AEA</i>	<i>Iowa</i>
Operations & Algebraic Thinking	14	70%	69%	68%	Operations & Algebraic Thinking	17	74%	69%	70%
Number & Operations in Base 10	06	63%	63%	63%	Number & Operations in Base 10	08	69%	65%	65%
Number & Operations - Fractions	02	64%	76%	74%	Number & Operations - Fractions	02	66%	63%	63%
Measurement & Data	22	69%	70%	68%	Measurement & Data	22	75%	69%	70%
Geometry	06	62%	60%	60%	Geometry	06	59%	55%	56%
Total	50				Total	55			
<i>Grade 5 (n=129)</i>					<i>Grade 6 (n=127)</i>				
<i>Domain</i>	<i># of Points</i>	<i>Percent Correct</i>			<i>Domain</i>	<i># of Points</i>	<i>Percent Correct</i>		
		<i>District</i>	<i>AEA</i>	<i>Iowa</i>			<i>District</i>	<i>AEA</i>	<i>Iowa</i>
Operations & Algebraic Thinking	15	67%	67%	67%	Ratios & Proportional Relationships	05	51%	51%	51%
Number & Operations in Base 10	11	64%	61%	62%	The Number System	19	54%	61%	62%
Number & Operations - Fractions	02	50%	56%	57%	Expressions & Equations	09	59%	65%	65%
Measurement & Data	23	69%	69%	70%	Geometry	14	55%	59%	59%
Geometry	09	60%	57%	57%	Statistics & Probability	09	60%	64%	63%
					Mathematical Practices, Measurement	09	68%	71%	70%
Total	60				Total	65			
<i>Grade 7 (n=131)</i>					<i>Grade 8 (n=119)</i>				
<i>Domain</i>	<i># of Points</i>	<i>Percent Correct</i>			<i>Domain</i>	<i># of Points</i>	<i>Percent Correct</i>		
		<i>District</i>	<i>AEA</i>	<i>Iowa</i>			<i>District</i>	<i>AEA</i>	<i>Iowa</i>
Ratios & Proportional Relationships	09	59%	62%	63%	The Number System	16	66%	63%	61%
The Number System	17	63%	63%	63%	Expressions & Equations	20	65%	64%	63%
Expressions & Equations	10	62%	65%	63%	Functions	02	68%	54%	50%
Geometry	15	48%	52%	53%	Geometry	17	47%	50%	52%
Statistics & Probability	10	45%	50%	51%	Statistics & Probability	12	62%	63%	63%
Mathematical Practices, Measurement	09	73%	70%	71%	Mathematical Practices, Measurement	08	55%	55%	56%
Total	70				Total	75			

Table 4
Domain Performance in Mathematics on the Iowa Core: Grades 9-11
Sergeant Bluff-Luton Comm Schools: 2014-2015

Iowa Core: Mathematics									
Grade 9 (n=116)					Grade 10 (n=114)				
<i>Domain</i>	<i># of Points</i>	<i>Percent Correct</i>			<i>Domain</i>	<i># of Points</i>	<i>Percent Correct</i>		
		<i>District</i>	<i>AEA</i>	<i>Iowa</i>			<i>District</i>	<i>AEA</i>	<i>Iowa</i>
Number & Quantity	17	52%	50%	50%	Number & Quantity	14	51%	52%	52%
Algebra	07	47%	49%	48%	Algebra	09	55%	55%	54%
Functions	02	64%	57%	56%	Functions	02	58%	51%	52%
Geometry	08	48%	49%	50%	Geometry	08	51%	51%	52%
Statistics & Probability	06	52%	53%	54%	Statistics & Probability	07	58%	56%	56%
Total	40				Total	40			

Grade 11 (n=112)				
<i>Domain</i>	<i># of Points</i>	<i>Percent Correct</i>		
		<i>District</i>	<i>AEA</i>	<i>Iowa</i>
Number & Quantity	12	52%	52%	52%
Algebra	10	59%	57%	55%
Functions	02	50%	45%	42%
Geometry	08	45%	47%	48%
Statistics & Probability	08	60%	61%	60%
Total	40			