



Iowa Core Summary Report 2013-2014

Sergeant Bluff Luton
(5877)



Overview

This summary provides student achievement information for your district on the *Iowa Assessments* for the 2013-2014 school year.

- **Growth** results show progress of students across grades and compares your students with those in your AEA region and state.
- **Proficiency** results show the performance of grade groups and compares your students to the AEA region and state.
- **Iowa Core** results show how your students perform on major domains of the Iowa Core in Reading and Mathematics.

Figure 1
Reading: Average NSS by Grade
Sergeant Bluff Luton: 2013-2014

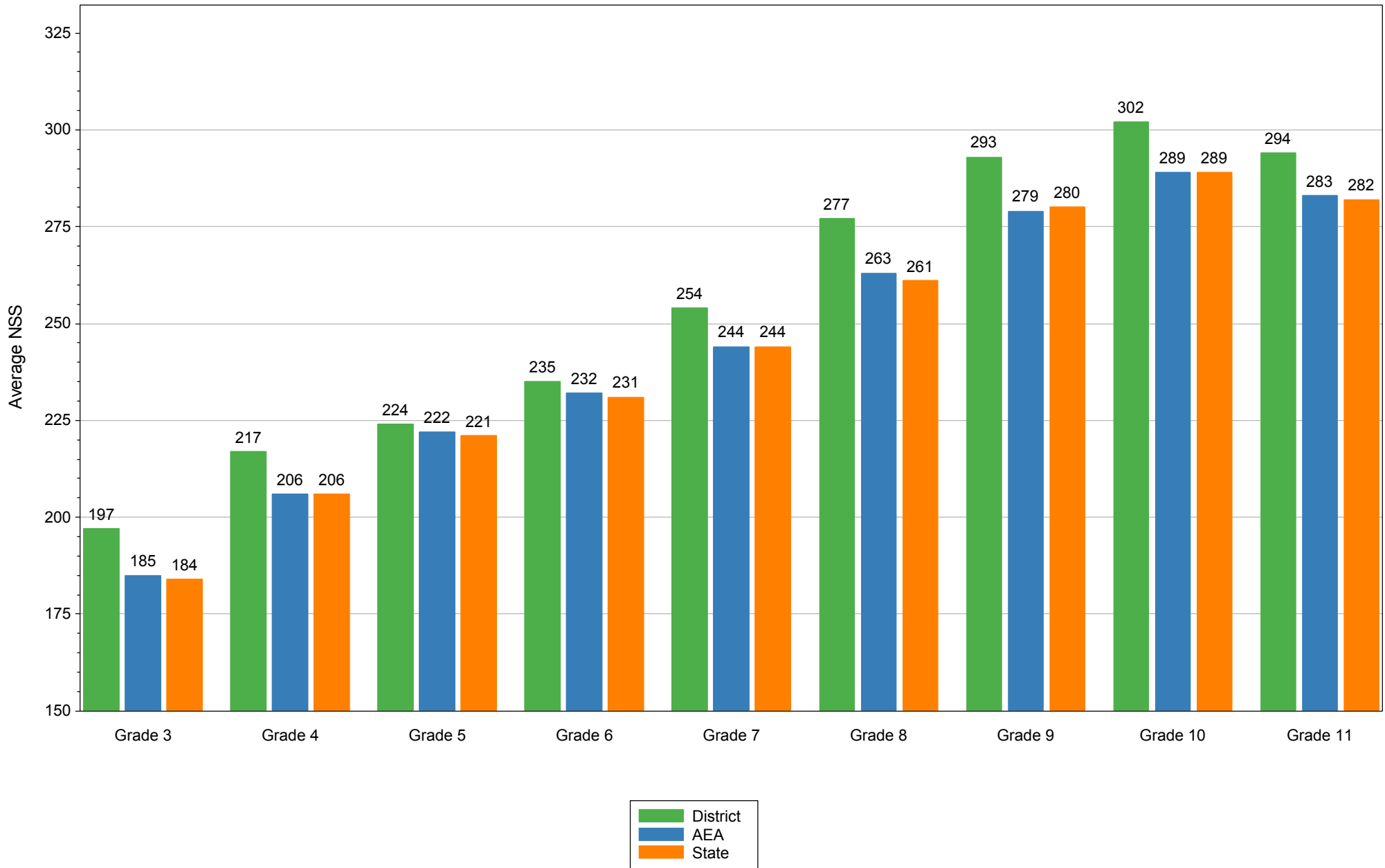


Figure 2
Reading: Percent Proficient by Grade
Sergeant Bluff Luton: 2013-2014

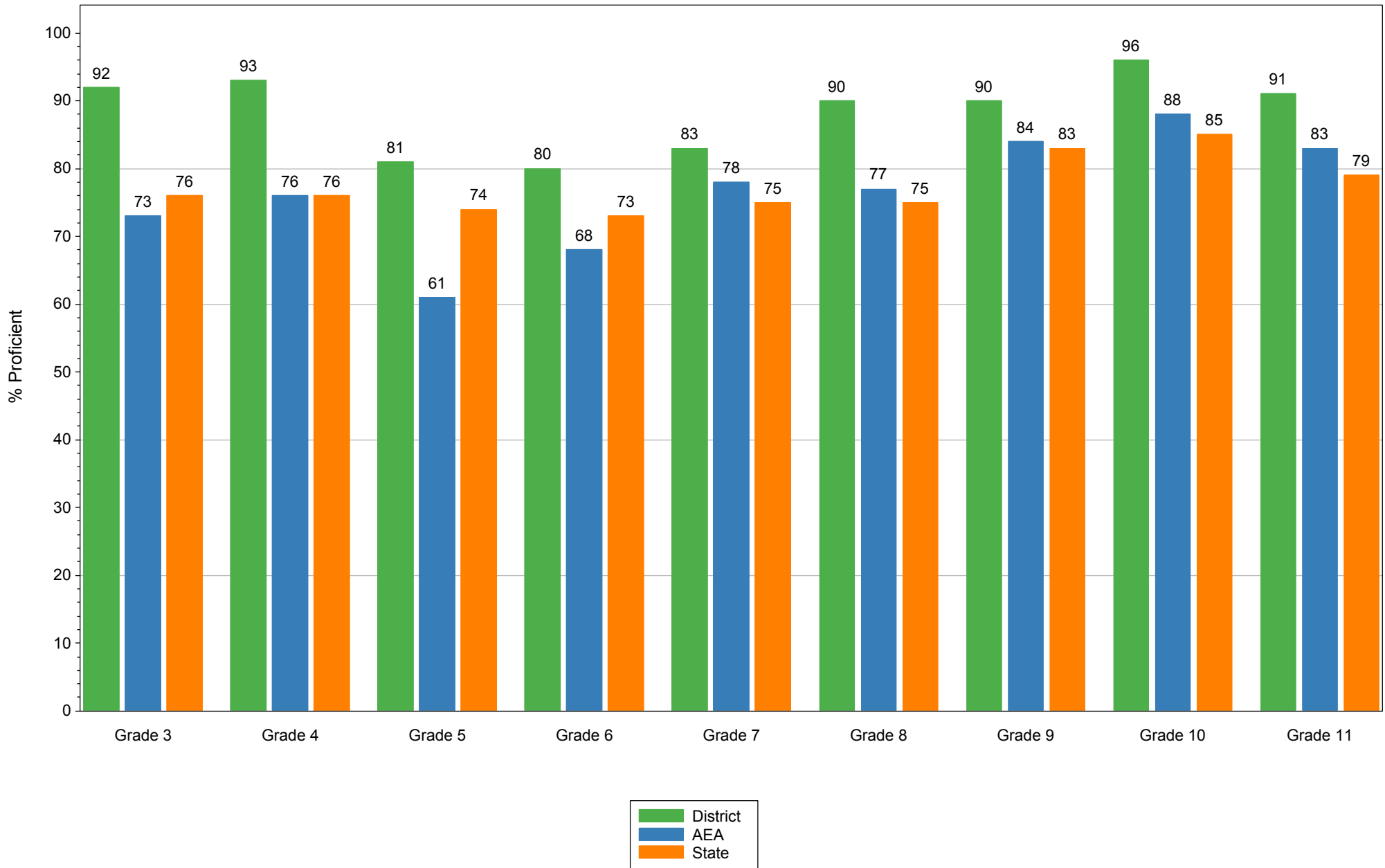


Figure 3
Mathematics: Average NSS by Grade
Sergeant Bluff Luton: 2013-2014

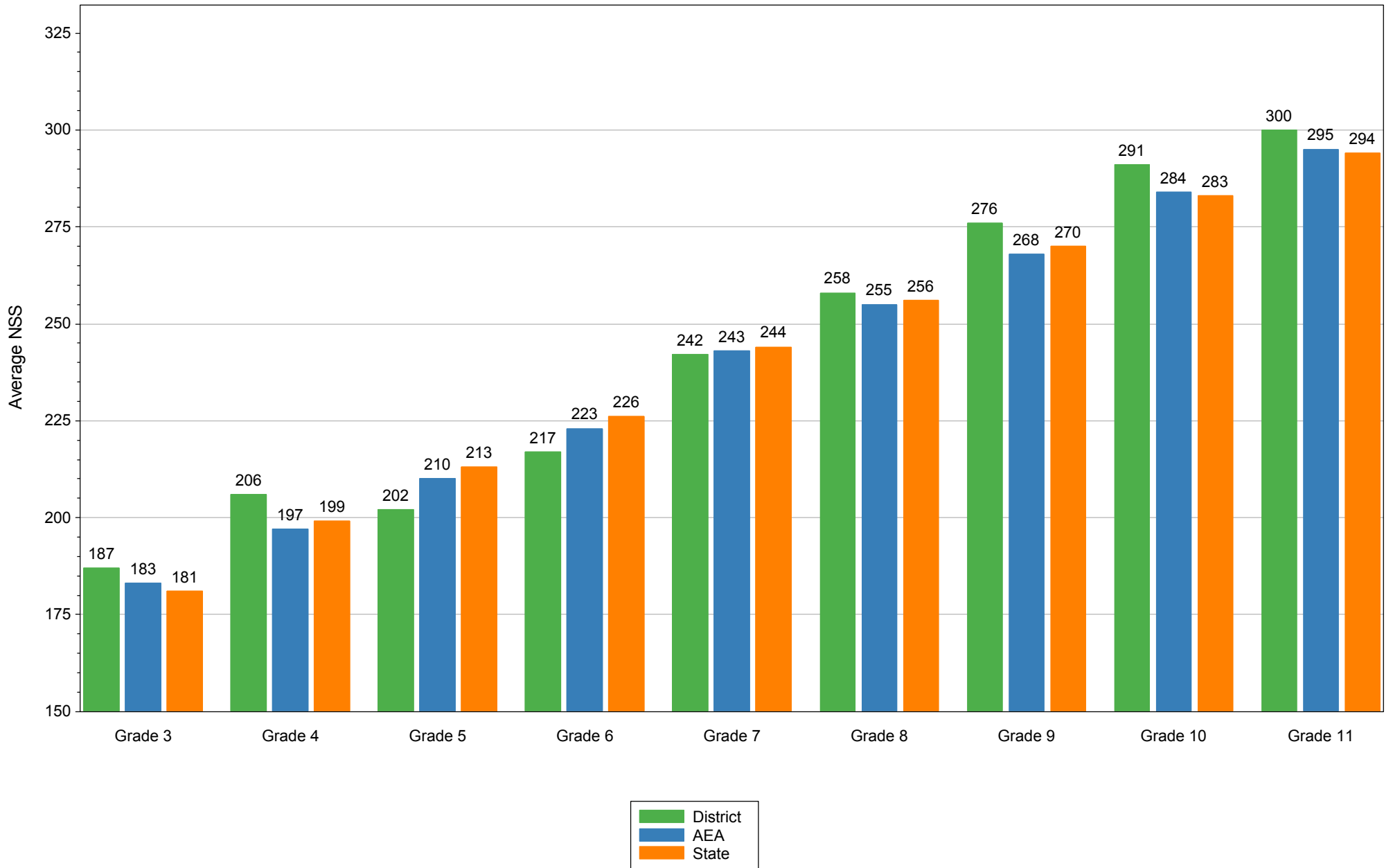


Figure 4
Mathematics: Percent Proficient by Grade
Sergeant Bluff Luton: 2013-2014

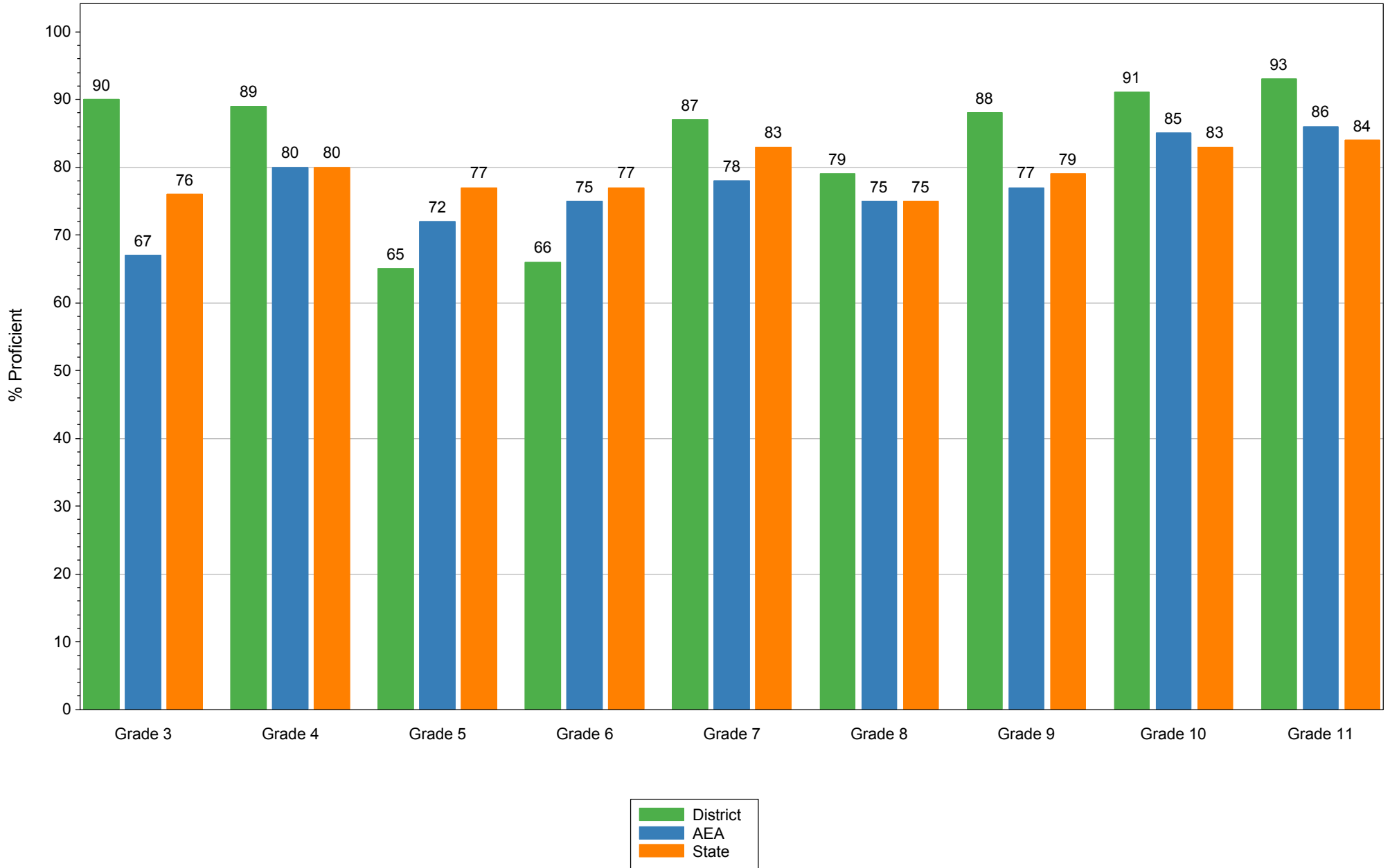


Table 1
Domain Performance in Reading on the Iowa Core: Grades 3-8
Sergeant Bluff Luton: 2013-2014

Iowa Core: Reading									
Grade 3 (n=118)					Grade 4 (n=121)				
<i>Domain</i>	# of <i>Points</i>	<i>Percent Correct</i>			<i>Domain</i>	# of <i>Points</i>	<i>Percent Correct</i>		
		<i>District</i>	<i>AEA</i>	<i>Iowa</i>			<i>District</i>	<i>AEA</i>	<i>Iowa</i>
Key Ideas & Details	28	77%	64%	68%	Key Ideas & Details	26	76%	69%	68%
Craft & Structure	11	71%	56%	60%	Craft & Structure	12	74%	66%	66%
Integration of Knowledge & Ideas	02	84%	67%	71%	Integration of Knowledge & Ideas	04	68%	64%	64%
Total	41				Total	42			
Grade 5 (n=134)					Grade 6 (n=122)				
<i>Domain</i>	# of <i>Points</i>	<i>Percent Correct</i>			<i>Domain</i>	# of <i>Points</i>	<i>Percent Correct</i>		
		<i>District</i>	<i>AEA</i>	<i>Iowa</i>			<i>District</i>	<i>AEA</i>	<i>Iowa</i>
Key Ideas & Details	24	67%	53%	65%	Key Ideas & Details	25	69%	61%	67%
Craft & Structure	15	72%	54%	66%	Craft & Structure	16	73%	62%	68%
Integration of Knowledge & Ideas	04	66%	52%	63%	Integration of Knowledge & Ideas	03	61%	50%	56%
Total	43				Total	44			
Grade 7 (n=117)					Grade 8 (n=109)				
<i>Domain</i>	# of <i>Points</i>	<i>Percent Correct</i>			<i>Domain</i>	# of <i>Points</i>	<i>Percent Correct</i>		
		<i>District</i>	<i>AEA</i>	<i>Iowa</i>			<i>District</i>	<i>AEA</i>	<i>Iowa</i>
Key Ideas & Details	27	71%	67%	66%	Key Ideas & Details	27	76%	70%	69%
Craft & Structure	14	70%	66%	66%	Craft & Structure	15	75%	67%	67%
Integration of Knowledge & Ideas	04	61%	58%	58%	Integration of Knowledge & Ideas	04	73%	72%	72%
Total	45				Total	46			

Table 2
Domain Performance in Reading on the Iowa Core: Grades 9-11
Sergeant Bluff Luton: 2013-2014

Iowa Core: Reading									
Grade 9 (n=117)					Grade 10 (n=115)				
<i>Domain</i>	<i># of Points</i>	<i>Percent Correct</i>			<i>Domain</i>	<i># of Points</i>	<i>Percent Correct</i>		
		<i>District</i>	<i>AEA</i>	<i>Iowa</i>			<i>District</i>	<i>AEA</i>	<i>Iowa</i>
Key Ideas & Details	21	72%	66%	67%	Key Ideas & Details	23	69%	63%	63%
Craft & Structure	16	71%	66%	66%	Craft & Structure	13	77%	69%	69%
Integration of Knowledge & Ideas	03	76%	66%	65%	Integration of Knowledge & Ideas	04	77%	71%	71%
Total	40				Total	40			

Grade 11 (n=119)				
<i>Domain</i>	<i># of Points</i>	<i>Percent Correct</i>		
		<i>District</i>	<i>AEA</i>	<i>Iowa</i>
Key Ideas & Details	24	68%	64%	62%
Craft & Structure	12	71%	68%	67%
Integration of Knowledge & Ideas	04	67%	57%	58%
Total	40			

Table 3
Domain Performance in Mathematics on the Iowa Core: Grades 3-8
Sergeant Bluff Luton: 2013-2014

Iowa Core: Mathematics									
Grade 3 (n=118)					Grade 4 (n=121)				
<i>Domain</i>	# of <i>Points</i>	<i>Percent Correct</i>			<i>Domain</i>	# of <i>Points</i>	<i>Percent Correct</i>		
		<i>District</i>	<i>AEA</i>	<i>Iowa</i>			<i>District</i>	<i>AEA</i>	<i>Iowa</i>
Operations & Algebraic Thinking	14	72%	54%	64%	Operations & Algebraic Thinking	17	71%	68%	69%
Number & Operations in Base 10	06	69%	50%	59%	Number & Operations in Base 10	08	70%	64%	65%
Number & Operations - Fractions	02	79%	60%	69%	Number & Operations - Fractions	02	63%	61%	62%
Measurement & Data	22	70%	55%	64%	Measurement & Data	22	75%	70%	70%
Geometry	06	64%	47%	56%	Geometry	06	65%	57%	56%
Total	50				Total	55			
Grade 5 (n=134)					Grade 6 (n=122)				
<i>Domain</i>	# of <i>Points</i>	<i>Percent Correct</i>			<i>Domain</i>	# of <i>Points</i>	<i>Percent Correct</i>		
		<i>District</i>	<i>AEA</i>	<i>Iowa</i>			<i>District</i>	<i>AEA</i>	<i>Iowa</i>
Operations & Algebraic Thinking	15	60%	63%	66%	Ratios & Proportional Relationships	05	52%	47%	50%
Number & Operations in Base 10	11	55%	57%	61%	The Number System	19	54%	59%	61%
Number & Operations - Fractions	02	43%	51%	56%	Expressions & Equations	09	58%	62%	63%
Measurement & Data	23	64%	65%	69%	Geometry	14	46%	55%	58%
Geometry	09	44%	52%	57%	Statistics & Probability	09	56%	62%	62%
					Mathematical Practice, Measurement	09	70%	69%	70%
Total	60				Total	65			
Grade 7 (n=117)					Grade 8 (n=109)				
<i>Domain</i>	# of <i>Points</i>	<i>Percent Correct</i>			<i>Domain</i>	# of <i>Points</i>	<i>Percent Correct</i>		
		<i>District</i>	<i>AEA</i>	<i>Iowa</i>			<i>District</i>	<i>AEA</i>	<i>Iowa</i>
Ratios & Proportional Relationships	09	66%	56%	62%	The Number System	16	66%	62%	61%
The Number System	17	62%	57%	62%	Expressions & Equations	20	63%	63%	62%
Expressions & Equations	10	61%	58%	62%	Functions	02	63%	53%	50%
Geometry	15	48%	46%	52%	Geometry	17	47%	49%	51%
Statistics & Probability	10	48%	46%	50%	Statistics & Probability	12	61%	62%	63%
Mathematical Practice, Measurement	09	68%	63%	70%	Mathematical Practice, Measurement	08	57%	54%	55%
Total	70				Total	75			

Table 4
Domain Performance in Mathematics on the Iowa Core: Grades 9-11
Sergeant Bluff Luton: 2013-2014

Iowa Core: Mathematics									
Grade 9 (n=117)					Grade 10 (n=115)				
<i>Domain</i>	<i># of Points</i>	<i>Percent Correct</i>			<i>Domain</i>	<i># of Points</i>	<i>Percent Correct</i>		
		<i>District</i>	<i>AEA</i>	<i>Iowa</i>			<i>District</i>	<i>AEA</i>	<i>Iowa</i>
Number & Quantity	17	53%	48%	50%	Number & Quantity	14	57%	52%	52%
Algebra	07	50%	48%	48%	Algebra	09	56%	55%	53%
Functions	02	59%	54%	56%	Functions	02	50%	49%	51%
Geometry	08	52%	48%	50%	Geometry	08	50%	50%	52%
Statistics & Probability	06	52%	52%	54%	Statistics & Probability	07	59%	56%	56%
Total	40				Total	40			

Grade 11 (n=119)				
<i>Domain</i>	<i># of Points</i>	<i>Percent Correct</i>		
		<i>District</i>	<i>AEA</i>	<i>Iowa</i>
Number & Quantity	12	51%	52%	52%
Algebra	10	59%	58%	55%
Functions	02	52%	44%	43%
Geometry	08	46%	46%	47%
Statistics & Probability	08	63%	60%	59%
Total	40			